



2008 ANNUAL REPORT

Use fall 2007 data in completing this form

Return an Adobe Acrobat electronic version and a paper version with original CEO signature by May 23, 2008.

Name of Institution University of Oregon
 Mailing Address 1226 University of Oregon
 City, State, Zip Eugene, OR 97403-1226 Main Phone Number 541-346-3036

1. Chief Executive Officer: _____
 Title (Dr., Rev., Mr., Ms., etc.): Mr. Phone 541-346-3036
 Name Dave Frohnmayer FAX 541-346-3017
 Position President E-mail pres@uoregon.edu

2. Accreditation Liaison Officer (ALO): _____
 Title (Dr., Rev., Mr., Ms., etc.): Dr. Phone 541-346-3036
 Name Dave Hubin FAX 541-346-3017
 Position Executive Assistant President E-mail hubin@uoregon.edu

3. Institution Type (check one): Public Tribal/Native Private Non-Profit Private For-Profit
 4. Degree Levels Offered (check all that apply): Associate Baccalaureate Masters Doctorate
 5. Have changes been made in the Articles of Incorporation and/or By-Laws since the 2007 Annual Report was filed? If yes, please attach a copy of the revised document(s) to this Annual Report Form. Yes No

6. Calendar plan (semester, quarter, 4-1-4, trimester, other) _____

7. <u>Students (All locations)</u>	<u>Unduplicated Headcount</u>	<u>Full-Time Equivalent (FTE)</u>
(a) undergraduate	<u>16,674</u>	<u>15,60:</u>
(b) graduate (if applicable)	<u>3,658</u>	<u>3,93:</u>
(c) unclassified	<u>n/a</u>	<u>n/:</u>
Totals	<u>20,332</u>	<u>19,53:</u>

8. <u>Faculty (All locations)</u>	<u>Unduplicated Headcount</u>	<u>Full-Time Equivalent (FTE)</u>
(a) Full-Time	<u>826</u>	<u>81:</u>
(b) Part-Time	<u>412</u>	<u>16:</u>
Totals	<u>1,238</u>	<u>97:</u>

9. Institutional Finances
Private/Independent institutions (Include total Educational and General [E&G] expenses) (a) \$ n/a
Public institutions (Include total current funds, expenditures and transfers, but exclude separate medical school and/or hospital budgets.) (b) \$ 410,790,840

NOTE: ENCLOSE A COPY OF THE APPROPRIATE **IPEDS FINANCIAL REPORT PAGE** SHOWING VALUE REPORTED FOR (a) OR (b) above.

All Institutions Respond. In NONE, so indicate.

Operating Deficit	\$ <u>none</u>
Accumulated Deficit	\$ <u>none</u>

10. Cohort default rate on Federal Guaranteed Student Loans for the most recent year for which data are available:

Year 2007 Default Rate 1.8 %

11. Does your institution use its accreditation or pre-accreditation with the Northwest Commission on Colleges and Universities to establish eligibility to participate in Higher Education Act (HEA) programs, including Title IV funding? Yes No

IN RESPONDING TO ITEMS 12-17, USE SUPPLEMENTARY PAGES AS NECESSARY.

12. New degree/certificate programs offered since your 2007 Annual Report was filed. If *NONE*, so indicate.

<u>Certificate/Degree Level</u>	<u>Curriculum or Program</u>
<u>UG Level/ BA, BS</u>	<u>Material and Product Studies</u>
<u>UG Level/ BFA</u>	<u>Product Design</u>
<u>UG Level/ BA, BS, BED</u>	<u>Educational Foundations</u>
<u>CERT/ GR Level</u>	<u>Ecological Design</u>
_____	_____

13. Degree/Certificate programs of 30 semester/45 quarter credits or more in length terminated in 2007-2008. If *NONE*, so indicate.

<u>Certificate/Degree Level</u>	<u>Curriculum or Program</u>
<u>none</u>	_____
_____	_____
_____	_____
_____	_____

14. Contractual relationships with non-accredited organizations. (See Commission Policy A-6) If *NONE*, so indicate.
List academic credit program(s)/course(s) operated jointly in contractual relationships with external organizations. Exclude student teaching partnerships, research contracts, contracts for non-credit offerings, etc.

<u>Degree/Certificate</u>	<u>Program(s)/Course(s)</u>	<u>External Agency/Organization</u>	<u>Student Headcount</u>
<u>none</u>	_____	_____	_____
_____	_____	_____	_____
_____	_____	_____	_____
_____	_____	_____	_____

15. Substantive Changes including degree or certificate programs planned for 2008-2009. (See Commission Policy A-2) If *NONE*, so indicate.

<u>Certificate/Degree Level</u>	<u>Curriculum or Program</u>
<u>D.ED</u>	<u>Educational Leadership Metro Doctoral Program approved by Provost's Council for delivery of an existing program in a new location (Portland-Beaverton)</u>
_____	_____
_____	_____
_____	_____

Finance 2007-08

Institution: University of Oregon (209551)

User ID: P72095511

Finance - Public institutions**Reporting Standard****Please indicate which reporting standards are used to prepare your financial statements:**

- GASB (Governmental Accounting Standard Board), using standards of GASB 34 & 35
- FASB (Financial Accounting Standard Board)

Please consult your business officer for the correct response before saving this screen. Your response to this question will determine the forms you will receive for reporting finance data.

Institution: University of Oregon (209551)

User ID: P72095511

Finance - Public institutions

**General Information
Finance - Public Institutions**

To the extent possible, the finance data requested in this report should be provided from your institution's audited General Purpose Financial Statement (GPFS). Please refer to the instructions specific to each page of the survey for detailed instruction and references.

1. Fiscal Year calendar

This report covers financial activities for the 12-month fiscal year: (The fiscal year reported should be the most recent fiscal year ending before October 1, 2007.)

Beginning: month/year (MMYYYY)

Month:

Year:

And ending: month/year (MMYYYY)

Month:

Year:

2. Audit Opinion

Did your institution receive an unqualified opinion on its General Purpose Financial Statements from your auditor for the fiscal year noted above? (If your institution is audited only in combination with another entity, answer this question based on the audit of that entity.)

- Unqualified
- Qualified
- Don't know

3. GASB Statement No. 34 offers three alternative reporting models for special-purpose governments like colleges and universities. Which model is used by your institution ?

- Business Type Activities
- Governmental Activities
- Governmental Activities with Business-Type Activities

4. If your institution participates in intercollegiate athletics, are the expenses accounted for as auxiliary enterprises or treated as student services?

- Auxiliary enterprises
- Student services
- Does not participate in intercollegiate athletics
- Other (specify in caveats box below)

5. Does this institution or any of its foundations or other affiliated organizations own endowment assets ?

- Yes - (report endowment assets)
- No

6. Component Units


Each discretely presented component unit should be reported in the same manner and amounts as included on the face of the institution's GPFS. There should be one Finance Survey component unit form (Part F or G) completed for each column on the face of the GPFS **other than the institution itself**, whether that column represents a single component unit or a combination of component units.

Number of component unit columns on GPFS using FASB standards

Number of component unit columns on GPFS using GASB standards

Caveats:

CAVEATS



Part A - Plant, Property, and Equipment

Fiscal Year 2007

Report in whole dollars only

Line No.	Description	Beginning balance	Additions	Retirements (CV)	Ending balance
Plant, Property, and Equipment					
21	<u>Land & land improvements</u>	35,024,075	6,828,237	2,214,742	39,637,570
22	<u>Infrastructure</u>	18,615,699	454,467	16,424	19,053,742
23	<u>Buildings</u>	457,508,077	61,306,100	3,333,366	515,480,811
24	<u>Equipment</u>	70,501,106	6,179,944	3,463,275	73,217,775
25	<u>Art and library collections</u>	134,942,237	3,835,888	46,815	138,731,310
26	Property obtained under <u>capital leases</u> (if not included in equipment)	0	0	0	0
27	<u>Construction in progress</u>	53,836,554	41,613,265	62,532,886	32,916,933
28	<u>Accumulated depreciation</u>	333,524,892	27,736,454	6,192,364	355,068,982

CV = (Beginning Balance + Additions - Ending Balance)

CAVEATS

Institution: University of Oregon (209551)

User ID: P72095511

Part B - Revenues and Other Additions

Fiscal Year 2007

Report in whole dollars only

Line No.	Source of Funds	Current year amount	Prior year amount
<u>Operating Revenues</u>			
01	<u>Tuition & fees, after deducting discounts & allowances</u>	172,091,409	181,615,927
<u>Grants and contracts - operating</u>			
02	Federal operating grants and contracts	91,961,070	90,576,735
03	State operating grants and contracts	0	5,302,225
04	Local/private operating grants and contracts	9,922,683	7,250,747
05	Sales & services of <u>auxiliary enterprises, after deducting discounts & allowances</u>	92,780,954	64,707,929
06	<u>Sales & services of hospitals, after deducting patient contractual allowances</u>	0	0
07	<u>Independent operations</u>	0	0
08	Other sources - operating (CV) CV=[B09-(B01++B07)]	28,603,761	26,630,501
09	Total operating revenues	395,359,877	376,084,064

Part B - Revenues and Other Additions

Fiscal Year 2007

Report in whole dollars only

Line No.	Source of funds	Current year amount	Prior year amount
<u>Nonoperating Revenues</u>			
10	Federal appropriations	0	0
11	State appropriations	69,466,045	64,926,563
12	Local appropriations, education district taxes, & similar support	0	0
<u>Grants-nonoperating</u>			
13	Federal nonoperating grants	0	0
14	State nonoperating grants	0	0
15	Local nonoperating grants	0	0
16	Gifts, including contributions from affiliated organizations	29,997,743	39,221,672
17	Investment income	8,011,034	4,919,159
18	Other nonoperating revenues (CV) CV=[B19-(B10+...+B17)]	16,656,951	2,937,022
19	Total nonoperating revenues	124,131,773	112,004,416

Part B - Revenues and Other Additions

Fiscal Year 2007

Report in whole dollars only

Line No.	Resource of funds	Current year amount	Prior year amount
	Other Revenues and Additions		
20	Capital appropriations	50,000	3,223,280
21	Capital grants & gifts	26,510,648	1,495,465
22	Additions to permanent endowments	0	97,750
23	Other revenues & additions (CV) CV=[B24-(B20+...+B22)]	4,755,583	5,262,631
24	Total other revenues and additions	31,316,231	10,079,126
25	Total all revenues and other additions (CV) CV=(B09+B19+B24)	550,807,881	498,167,606

CV = Calculated Value

CAVEATS

Part C - Expenses and Other Deductions

Fiscal Year 2007

Report in whole dollars only

Line No.	Description	1 Current year total	2 Salaries & wages	3 Employee fringe benefits	4 Depreciation	5 All other
Operating Expenses						
01	Instruction	157,367,460	86,470,439	46,897,316	0	23,999,705
02	Research	64,968,517	27,416,300	13,198,100	0	24,354,117
03	Public service	29,373,234	12,269,203	5,744,241	0	11,359,790
05	Academic support	32,643,999	16,556,511	8,137,569	0	7,949,919
06	Student services	21,328,119	11,413,670	5,434,904	2,878	4,476,667
07	Institutional support	37,884,464	21,600,448	10,309,843	616,302	5,357,871
08	Operation & maintenance of plant	19,059,357	8,275,705	4,486,515	0	6,297,137
09	Depreciation	0				0
10	Scholarships and fellowships expenses, excluding discounts & allowances (do not include work study here)	11,748,137				11,748,137
11	Auxiliary enterprises	98,955,655	30,262,520	13,586,749	7,408,541	47,697,845
12	Hospital services	0	0	0	0	0
13	Independent operations	0	0	0	0	0
14	Other expenses & deductions (CV) CV=[C15-(C01+...+C13)]	28,209,064	3,856,455	1,893,960	19,708,733	2,749,916
15	Total operating expenses	501,538,006	218,121,251	109,689,197	27,736,454	145,991,104
	Prior year amount	477,253,480	205,441,969	104,530,512	28,120,594	139,160,405

Part C - Expenses and Other Deductions

Fiscal Year 2007

Report in whole dollars only

Line No.	Description	1 Current year total	2 Salaries & wages	3 Employee fringe benefits	4 Depreciation	5 All other
Nonoperating Expenses and Deductions						
16	Interest	12,204,649				12,204,649
17	Other nonoperating expenses & deductions (CV) CV=(C18-C16)	0	0	0	0	0
18	Total nonoperating expenses & deductions (CV) CV=(C19-C15)	12,204,649	0	0	0	12,204,649
19	Total expenses & deductions	513,742,655	218,121,251	109,689,197	27,736,454	158,195,753
	Prior year amount	489,163,056	205,441,969	104,530,512	28,120,594	151,069,981

CV = Calculated Value

CAVEATS

Institution: University of Oregon (209551)

User ID: P72095511

Part A - Statement of Net Assets

Fiscal Year 2007

Report in whole dollars only

Line no.		Current year amount	Prior year amount
	<u>Current Assets</u>		
01	Total <u>Current Assets</u>	143,543,361	134,844,934
	<u>Noncurrent Assets</u>		
02	<u>Capital assets</u> - depreciable (gross)	732,323,210	666,947,049
03	<u>Accumulated depreciation</u> (enter as a positive amount)	355,068,981	333,524,890
04	Other noncurrent assets (CV) CV=[A05-(A02-A03)]	206,262,248	186,958,722
05	Total noncurrent assets	583,516,477	520,380,881
06	Total assets (CV) CV=(A01+A05)	727,059,838	655,225,815
	<u>Current Liabilities</u>		
07	<u>Long-term debt, current portion</u>	704,238	778,274
08	Other <u>current liabilities</u> (CV) CV=(A09-A07)	59,911,950	53,849,621
09	Total current liabilities	60,616,188	54,627,895
	<u>Noncurrent Liabilities</u>		
10	<u>Long-term debt</u>	255,263,445	226,209,106
11	Other noncurrent liabilities (CV) CV=(A12-A10)	389,356	663,191
12	Total noncurrent liabilities	255,652,801	226,872,297
13	Total liabilities (CV) CV=(A09+A12)	316,268,989	281,500,192
	<u>Net Assets</u>		
14	<u>Invested in capital assets, net of related debt</u>	251,163,742	210,156,453
15	<u>Restricted-expendable</u>	96,251,993	103,875,345
16	<u>Restricted-nonexpendable</u>	7,387,376	7,387,376
17	<u>Unrestricted</u> (CV) CV=[A18-(A14+A15+A16)]	55,987,738	52,306,449
18	Total Net assets (CV) CV=(A06-A13)	410,790,849	373,725,623

CV= Calculated Value

Part E - Scholarships and Fellowships

**Part E - Scholarships and Fellowships
Fiscal Year 2007**

Report in whole dollars only

Line No.	Source	Current year amount	Prior year amount
	Institutional Expenses and Discounts & Allowances		
	Gross Scholarships and Fellowships (no loans included)		
01	<u>Pell grants (federal)</u>	9,842,781	10,259,063
02	<u>Other federal grants</u>	1,901,775	961,165
03	<u>Grants by state government</u>	4,595,878	4,611,123
04	<u>Grants by local government</u>	0	0
05	<u>Institutional grants from restricted resources</u>	7,795,496	7,110,397
06	<u>Institutional grants from unrestricted resources (CV)</u> CV=[E07-(E01+...+E05)]	899,918	0
07	Total gross scholarships and fellowships	25,035,848	22,941,748
	<u>Discounts and Allowances</u>		
08	<u>Discounts & allowances applied to tuition & fees</u>	10,926,758	10,456,431
09	<u>Discounts & allowances applied to sales & services of auxiliary enterprises (CV)</u> CV= (E10-E08)	2,360,953	1,293,963
10	Total Discounts & Allowances (CV) CV=(E07-E11)	13,287,711	11,750,394
11	Net scholarships and fellowships expenses after deducting discount & allowances (from C10)	11,748,137	11,191,354

CV = Calculated Value

CAVEATS

Institution: University of Oregon (209551)

User ID: P72095511

Part F - Component Unit That Uses FASB Standards

Part F - GASB Component Unit that uses FASB Standards

Fiscal Year 2007

Names of entities included:

Primary nature (purpose) of unit(s)

Assistance in fundraising, publi

Report in whole dollars only

Line No.

Current year amount

Statement of Financial Position

01	<u>Long-term investments</u>	561,812,000
02	Other assets (CV) CV=(F03-F01)	83,895,000
03	Total Assets	645,707,000
04	Total liabilities (CV) CV=(F03-F08)	67,998,000
	Net Assets	
05	<u>Temporarily restricted</u>	290,663,000
06	<u>Permanently restricted</u>	272,065,000
07	<u>Unrestricted (CV)</u> CV=[F08-(F05+F06)]	14,981,000
08	Total net assets	577,709,000

Institution: University of Oregon (209551)

User ID: P72095511

Part F - Component Unit That Uses FASB Standards

Part F - GASB Component Unit that uses FASB Standards

Fiscal Year 2007

Report in whole dollars only

Line No.		Current year amount
Statement of Activities		
09	<u>Investment return</u>	67,634,000
10	Other <u>revenues, gains, & other support (CV)</u> CV=(F11-F09)	90,275,000
11	Total revenues, gains, & other support	157,909,000
12	Total <u>expenses</u>	77,921,000
12a	Expenses paid to institution (included in F12)	70,647,000
13	Total <u>losses (CV)</u> CV=(F14-F12)	0
14	Total expenses and losses (CV) CV=(F11-F15)	77,921,000
15	Change in net assets	79,988,000
16	Net assets -- beginning of year	497,721,000
17	Adjustments to beginning net assets(CV) CV=[F18-(F15+F16)]	0
18	Net assets -- end of year (from F08)	577,709,000

CV = Calculated value

CAVEATS

Institution: University of Oregon (209551)

User ID: P72095511

Part H - Details of Endowment Assets

Fiscal Year 2007
Report in whole dollars only

Line No.	Value of <u>Endowment Assets</u>	<u>Market Value</u>	Prior Year Amounts
	Include not only endowment assets held by the institution, but any assets held by private foundations affiliated with the institution.		
01	Value of <u>endowment assets</u> at the beginning of the fiscal year	454,873,404	386,871,008
02	Value of <u>endowment assets</u> at the end of the fiscal year	561,868,833	454,873,404

Part J - Revenue Data for Bureau of Census

**Part J - Revenues (Census Bureau)
Fiscal Year 2007**

Source and type	Amount				
	Total for all funds and operations (includes endowment funds, but excludes component units)	Education and general/independent operations	Auxiliary enterprises	Hospitals	Agriculture extension/experiment services
	(1)	(2)	(3)	(4)	(5)
01 Tuition and fees	183,018,167	183,018,167			
02 Sales and services	95,141,907	0	95,141,907	0	0
03 Federal grants/contracts (excludes Pell Grants)	82,118,289	82,118,289	0	0	0
Revenue from the state government:					
04 State appropriations, current & capital	69,516,045	68,845,762	670,283	0	0
05 State grants and contracts	0	0	0	0	0
Revenue from local governments:					
06 Local appropriation, current & capital	0	0	0	0	0
07 Local government grants/contracts	1,043,327	1,043,327	0	0	0
08 Receipts from property and non-property taxes	0				
09 Gifts and private grants, including capital grants	65,378,747				
10 Interest earnings	5,090,184				
11 Dividend earnings	2,766				
12 Realized capital gains	0				

CAVEATS

Part K - Expenditure Data for Bureau of Census

**Part K - Expenditures
Fiscal Year 2007**

Category	Amount				
	Total for all funds and operations (includes endowment funds, but excludes component units)	Education and general/independent operations	Auxiliary enterprises	Hospitals	Agriculture extension/experiment services
	(1)	(2)	(3)	(4)	(5)
01 Salaries and wages	218,121,251	187,858,731	30,262,520	0	0
02 Employee benefits, total	109,689,197	96,102,448	13,586,749	0	0
03 Payment to state retirement funds (maybe included in line 02 above)	23,422,283	20,172,635	3,249,648	0	0
04 Current expenditures other than salaries	125,968,864	86,483,765	39,485,099	0	0
Capital outlay:					
05 Construction	41,613,266	33,394,244	8,219,022	0	0
06 Equipment purchases	10,015,832	9,484,047	531,785	0	0
07 Land purchases	6,055,918	6,055,918			
08 Interest on debt outstanding, all funds & activities					
09 Scholarships/fellowships	25,035,848	25,035,848			

CAVEATS

Institution: University of Oregon (209551)

User ID: P72095511


Part L - Debt and Assets, page 1



**Part L - Debt and Assets
Fiscal Year 2007**

Debt

Category	Amount
01 Long-term debt outstanding at beginning of fiscal year	<input type="text"/>
02 Long-term debt issued during fiscal year	<input type="text"/>
03 Long-term debt retired during fiscal year	<input type="text"/>
04 Long-term debt outstanding at end of fiscal year	<input type="text"/>
05 Short-term debt outstanding at beginning of fiscal year	<input type="text"/>
06 Short-term debt outstanding at end of fiscal year	<input type="text"/>

CAVEATS

Debt: Debt is State of Oregon Obligation Bonds. 

Institution: University of Oregon (209551)

User ID: P72095511

Part L - Debt and Assets, page 2

**Part L - Debt and Assets (page 2)
Fiscal Year 2007**

Assets

Category

Amount

07 Total cash and security assets held at end of fiscal year in sinking or debt service funds

08 Total cash and security assets held at end of fiscal year in bond funds

09 Total cash and security assets held at end of fiscal year in all other funds

CAVEATS

Assets: Cash and Security Assets are held by the State Treasurer.



Institution: University of Oregon (209551)

User ID: P72095511

Explanation Report

There are no explanations for selected survey and institution

[Print Form\(s\)](#) [GoBack](#)